

HONEYBEES




B&ME
www.bschool.cat

Fantastic Fall Worksheets

Name _____ Date _____

PREK/K • 01


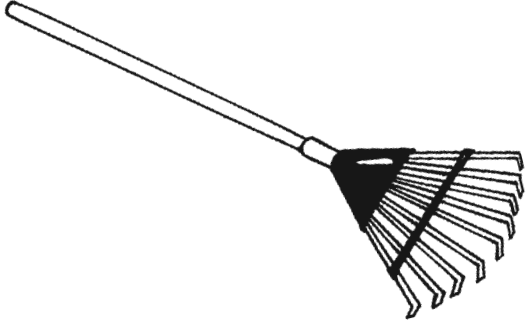

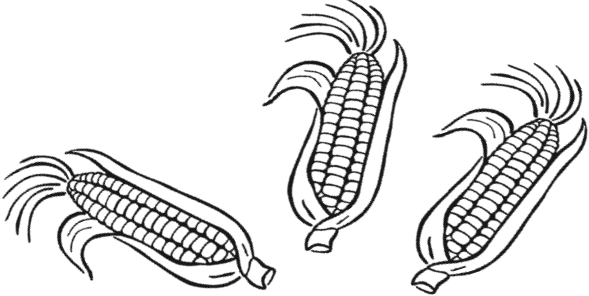




FANTASTIC FALL • CONNECT-THE-DOTS

Instructions: Have students connect the dots from 0 to 12 to find out what is blowing in the air. When finished, invite them to color the picture.

Fantastic Fall Worksheets

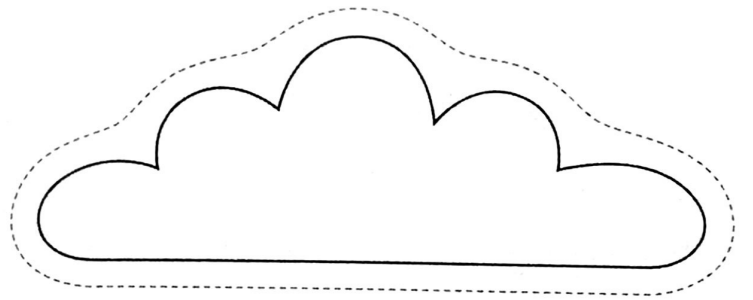


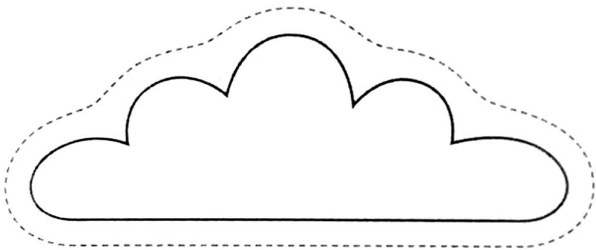
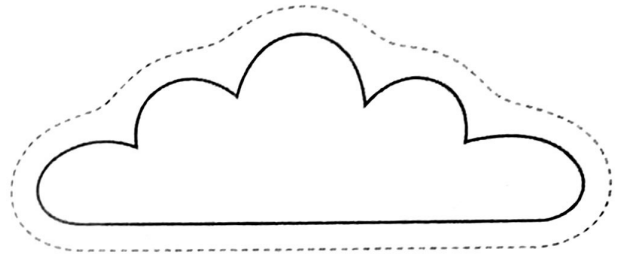

Name _____ Date _____

 <p>f l d</p>	 <p>k r w</p>
 <p>z m p</p>	 <p>g n c</p>
 <p>a c r</p>	 <p>b g t</p>

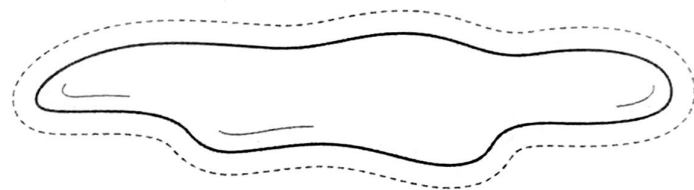

PREK/K • 02

FANTASTIC FALL • FALL PICTURE/LETTER MATCH


Instructions: Identify the name of each picture with students. Have them circle the letter that stands for the first sound in each word.




bees






tractor



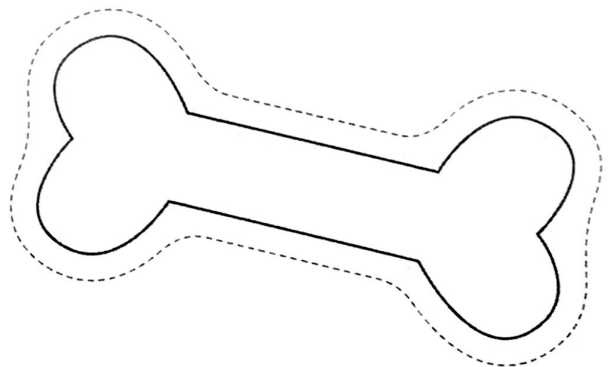

COW



tree



sheep



dog